

IMPORTANT: Read before Using

PREXISO® PLT15

LASER & TAPE DISTANCE MEASURE

2-IN-1

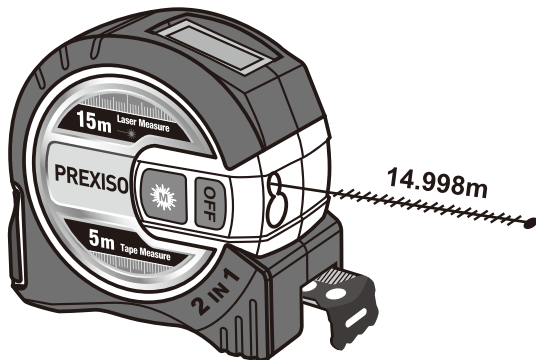


15M
LASER

5M
TAPE

2 LIMITED
YEARS WARRANTY

www.prexiso-eu.com

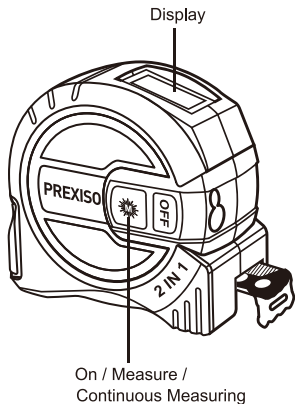


Overview



The safety instructions and the user manual should be read through carefully before the product is used for the first time.

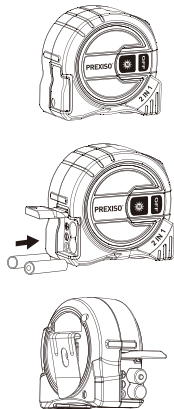
The person responsible for the product must ensure that all users understand these directions and adhere to them.



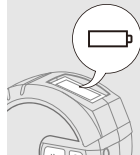
Display



Insert batteries







Change batteries when battery symbol is flashing.



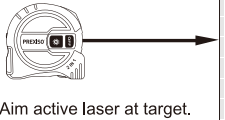





Operations



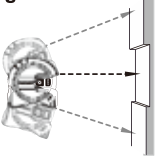



Switching ON/OFF

 ON 	 OFF 3 sec Device is turned OFF.	 If no key is pressed for 120 sec, the device switches off automatically.
---	--	--

Measuring single distance

1  	2  Aim active laser at target.	3    Target surfaces: Measuring errors can occur when measuring to colourless liquids, glass, styrofoam or semi-permeable surfaces or when aiming at high gloss surfaces. Against dark surfaces the measuring time increases.
---	--	---

Continuous Measuring

1  3 Sec 	2  Aim active laser at target.	3    Target surfaces: Troubleshooting can occur when measuring to colourless liquids, glass, styrofoam or semi-permeable surfaces or when aiming at high gloss surfaces. Against dark surfaces the measuring time increases.
---	--	--

General	
Range with favourable conditions *	0.5 - 15 m
Accuracy with favourable conditions *	± 6 mm
Smallest unit displayed	1 mm
Laser class	2
Laser type	620-690 nm, < 1 mW
Power OFF automatically	after 120 s
Continuous measuring	yes
Dimension (H x D x W)	82 x 80 x 47 mm
Batteries	2 x 1.5V (AAA)
Battery service life in measuring operation, approx.	up to 3h
Weight (without batteries)	300 g
Temperature range:	
- Storage	14 to 140 °F -10 to 60 °C
- Operation	32 to 104 °F 0 to 40 °C

* Favourable conditions are: white and diffuse reflecting target (white painted wall), low background illumination and moderate temperatures.

** Tolerances apply with a confidence level of 95%.

Troubleshooting

Potential issue table

ISSUE	CAUSE	ACTION
Failure to switch on	Hardware protection after shocking	Take out batteries and insert again
	Low battery	Replace with new batteries
	Insufficient On/Measure/Units button press	Press the On/Measure/Units button firmly
All dashes shows on display	Beam is moved too fast	Move the measuring tool slowly
	The object is out of rated range	Measure within rated range
	Received signal too weak/Measuring time too long	Change target surface (e.g. white paper)
	Received signal too strong (target is too reflective)	Change target surface (e.g. white paper)
	Ambient light is too strong	Shadow target area

Care

- Clean the device with a damp, soft cloth.
- Never immerse the device in water.
- Never use aggressive cleaning agents or solvents.

Disposal



Flat batteries must not be disposed of with household waste. Care for the environment and take them to the collection points provided in accordance with national or local regulations. The product must not be disposed with household waste. Dispose of the product appropriately in accordance with the national regulations in force in your country. Adhere to the national and country specific regulations. Product specific treatment and waste management can be downloaded from our homepage.



Warranty

Two-Year Limited Warranty. This product is warranted to the original purchaser from the original purchase date for two years subject to the warranty coverage described herein. Please retain your receipt. This product is warranted to the original user to be free from defects in material and workmanship. If you believe that the product is defective at any time during the specified warranty period, please contact Prexiso customer service agent by sending email to info@prexiso-eu.com. This warranty does not cover: (1) Part failure due to normal wear or product abuse; (2) Any parts have been altered or modified by anyone other than an authorized Prexiso personnel or failure to install and operate equipment according to the guidelines put forth in the instruction manual. (3) Any products or parts used for rental purposes, damage resulting from shipping (claims must be filed with freighter), accident, abuse, act of God, misuse, or neglect. Prexiso will replace or repair the defective unit, at its option, subject to verification of the defect. Any implied warranties arising from the sale of a Prexiso product, including but not limited to implied warranties of merchantability and fitness for a particular purpose, are limited to the above. Prexiso shall not be liable for loss of use of the product or other incidental or consequential damages, expenses, or economic loss, or for any claim of such damage, expenses, or economic loss. This warranty excludes any accessories. This warranty gives you specific legal rights, and you may also have other rights that vary from state.

Safety Instructions

The person responsible for the instrument must ensure that all users understand these directions and adhere to them.

Symbols used

The symbols used have the following meanings:

WARNING

Indicates a potentially hazardous situation or an unintended use which, if not avoided, will result in death or serious injury.

CAUTION

Indicates a potentially hazardous situation or an unintended use which, if not avoided, may result in minor injury and/or appreciable material, financial and environmental damage.

i Important paragraphs which must be adhered to in practice as they enable the product to be used in a technically correct and efficient manner.

Permitted use

- Measuring distances

Prohibited use

- Using the product without instruction
- Using outside the stated limits
- Deactivation of safety systems and removal of explanatory and hazard labels
- Opening of the equipment by using tools (screwdrivers, etc.)
- Carrying out modification or conversion of the product
- Use of accessories from other manufacturers without express approval
- Deliberate dazzling of third parties; also in the dark
- Inadequate safeguards at the surveying site (e.g. when measuring on roads, construction sites, etc.)
- Deliberate or irresponsible behaviour on scaffolding, when using ladders, when measuring near machines which are running or near parts of machines or installations which are unprotected
- Aiming directly in the sun

Hazards in use

WARNING

Watch out for erroneous measurements if the instrument is defective or if it has been dropped or has been misused or modified. Carry out periodic test measurements. Particularly after the instrument has been subject to abnormal use, and before, during and after important measurements.

CAUTION

Never attempt to repair the product your-self. In case of damage, contact a local dealer.

WARNING

Changes or modifications not expressly approved could void the user's authority to operate the equipment.

Limits of use

i Refer to section "Technical data". The device is designed for use in areas entirely habitable by humans. Do not use the product in explosion hazardous areas or in aggressive environments.

Areas of responsibility**Responsibilities of the person in charge of the instrument:**

- To understand the safety instructions on the product and the instructions in the User Manual.
- To be familiar with local safety regulations relating to accident prevention.
- Always prevent access to the product by unauthorised personnel.

Electromagnetic Compatibility (EMC)**⚠ WARNING**

The device conforms to the most stringent requirements of the relevant standards and regulations. However, the possibility of causing interference in other devices cannot be totally excluded.

FCC statement (applicable in U.S.)

This equipment has been tested and found to comply with the limits for a Class B digital device, pursuant to part 15 of the FCC Rules. These limits are designed to provide reasonable protection against harmful interference in a residential installation. This equipment generates, uses and can radiate radio frequency energy and, if not installed and used in accordance with the instructions, may cause harmful interference to radio communications. However, there is no guarantee that interference will not occur in a particular installation. If this equipment does cause harmful interference to radio or television reception, which can be determined by turning the equipment off and on, the user is encouraged to try to correct the interference by one or more of the following measures:

- Reorient or relocate the receiving antenna.
- Increase the separation between the equipment and receiver.
- Connect the equipment into an outlet on a circuit different from that to which the receiver is connected.
- Consult the dealer or an experienced radio/TV technician for help.

Laser classification

The device produces visible laser beams, which are emitted from the instrument: It is a Class 2 laser product in accordance with:

IEC60825-1 : 2014 "Radiation safety of laser products"

**Laser Class 2 products:**

Do not stare into the laser beam or direct it towards other people unnecessarily. Eye protection is normally afforded by aversion responses including the blink reflex.

⚠ WARNING

Looking directly into the beam with optical aids (e.g. binoculars, telescopes) can be hazardous.

⚠ CAUTION

Looking into the laser beam may be hazardous to the eyes.

Wavelength: 620 - 690 nm
 Pulse duration: > 600ps
 Maximum radiant output power for classification: < 1 mW
 Pulse repetition frequency: 320 MHz
 Beam divergence: 0.16 mrad x 0.6 mrad