

PREXISO® PDT5

RECHARGEABLE DIGITAL TAPE

2-IN-1



16FT/5M
TAPE

2 LIMITED
YEARS WARRANTY



www.prexiso-eu.com
PDT5-05REV01-2406

Table of Contents

- Safety Instruction 1
 - Prohibited use 1
 - Limits of use 1
 - Areas of Responsibility 1
- Function 2
- Product overview 2
- Operations 3
 - Measuring distance 3
 - Measurement reference change 3
 - Unit setting 3
 - Clear 3
 - Midpoint 4
 - Area 4
 - Volume 4
- Menu operation 5
- Disposal 6
- Warranty 6



The safety instructions and the user manual should be read through carefully before the product is used for the first time.

Safety Instruction

1. Keep the instrument dry.
2. Keep the instrument and battery out of reach of infant and child.
3. When the symbol " " appears, the battery are low and should be charged.

Prohibited use

- Using the product without instruction
- Using outside the stated limits
- Deactivation of safety systems and removal of explanatory and hazard labels
- Opening of the equipment by using tools (screwdrivers, etc.)
- Carrying out modification or conversion of the product
- Use of accessories from other manufacturers without express approval

CAUTION

Never attempt to repair the product yourself. In case of damage, contact a local dealer.

Limits of use

- Refer to section "Technical data". The device is designed for use in areas entirely habitable by humans. Do not use the product in explosion hazardous areas or in aggressive environments.

Areas of responsibility Responsibilities of The Person In Charge of The Instrument:

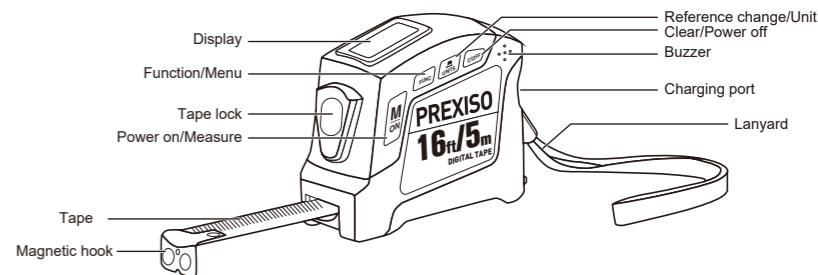
- To understand the safety instructions on the product and the instructions in the User Manual.
- To be familiar with local safety regulations relating to accident prevention.
- Always prevent access to the product by unauthorised personnel.

EN

Function

This digital tape has 2-in-1 solution combining a 16ft/5m traditional tape measure and real-time digital display for instant distance readings.

Product overview



Switch On/Off

Long press "M/ON" button to switch on the device. Long press "C/OFF" to switch off the device.

Note: The device screen will go off if there is no operation in 2 minutes. The screen can be activated by pulling out the tape or pressing any key. It will power off if there is no operation in 5 minutes.

Prexiso PDT5

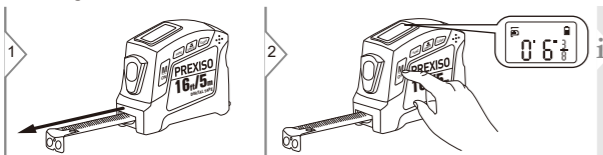
1

2

Prexiso PDT5

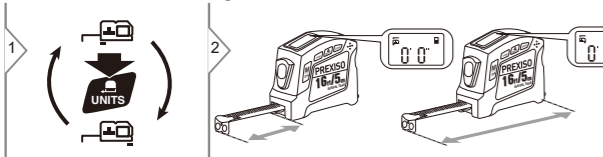
Operations

Measuring distance



Pull out the tape to the end of item or space you want to measure. Press the "M/ON" button, and the length will display on the screen. **NOTE: Please pay attention to the measuring reference before measurement.**

Measurement reference change

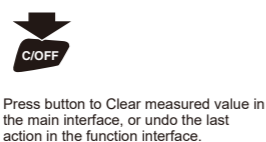


Press button to enter reference change interface and press again to select the desired reference. It will come back to main interface in 2 seconds automatically if selection done.

Unit setting



Clear

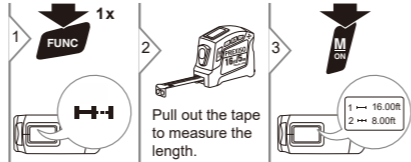


Prexiso PDT5

EN

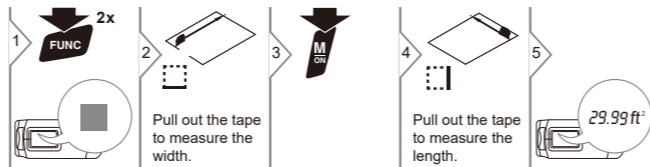
3

EN Midpoint



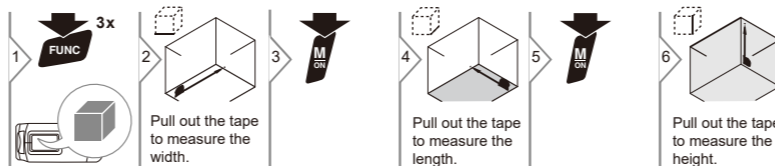
At the midpoint function, the real-time tape measured value is displayed on the top. After pressing "M/ON" button, the midpoint value will display on the bottom.

Area



After measuring the length and width, the area will be calculated and displayed on the screen.

Volume



4

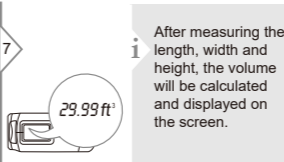
Prexiso PDT5

EN

5

Menu introduction

PARTS	DESCRIPTION
	Enter historical measurement records interface, press "FUNC" or "UNITS" to page up or down to query.
	Query device information
	Enter buzzer on/off function, press "FUNC" or "UNITS" to choose buzzer On or off, then press "C/OFF" to confirm.
	Enter screen rotation selection interface, press "FUNC" or "UNITS" to choose "0°" or "180°" display, then press "C/OFF" to confirm.



Menu operation

Long press "FUNC" button to enter MENU interface.

In the menu interface, button function will be illustrated as below.

BUTTON	DESCRIPTION
	Exit menu
	Page up
	Page down
	Confirm

TECHNICAL SPECIFICATION

Measuring range	0-16ft(5m)
Digital accuracy	±1/16"(±1mm)
Unit	mm, cm, m, ft, inch, ft&in
Blade width	3/4in(19mm)
Standout	5ft(1.5m)
Auto screen off	2 minutes
Auto power off	5 minutes
Battery	500mAh Lithium battery
Measurement storage capabilities	50 sets
Operation temperature	32°F~104°F(0°C~40°C)
Storage temperature	14°F~140°F(-10°C~60°C)
Dimension	3.3x2.7x1.4 in(84x68x35 mm)
Weight	8.57 oz(243 g)

Prexiso PDT5

EN Disposal

CAUTION

The batteries must not be disposed with household waste. Care for the environment and take them to the collection points provided in accordance with national or local regulations. Dispose of the product appropriately in accordance with the national regulations in force in your country. Adhere to the national and country specific regulations.



Warranty

Two-Year Limited Warranty. This product is warranted to the original purchaser from the original purchase date for two years subject to the warranty coverage described herein. Please retain your receipt. This product is warranted to the original user to be free from defects in material and workmanship. If you believe that the product is defective at any time during the specified warranty period, please contact Prexiso customer service agent by sending email to info@prexiso-eu.com. This warranty does not cover: (1) Part failure due to normal wear or product abuse; (2) Any parts have been altered or modified by anyone other than an authorized Prexiso personnel or failure to install and operate

equipment according to the guidelines put forth in the instruction manual. (3)Any products or parts used for rental purposes, damage resulting from shipping (claims must be filed with freighter), accident, abuse, act of God, misuse, or neglect. Prexiso will replace or repair the defective unit, at its option, subject to verification of the defect. Any implied warranties arising from the sale of a Prexiso product, including but not limited to implied warranties of merchantability and fitness for a particular purpose, are limited to the above. Prexiso shall not be liable for loss of use of the product or other incidental or consequential damages, expenses, or economic loss, or for any claim of such damage, expenses, or economic loss. This warranty excludes any accessories. This warranty gives you specific legal rights, and you may also have other rights that vary from state.



Prexiso AG
Fabrikstrasse 1
CH-8586 Erlen / Switzerland
www.prexiso-eu.com

Prexiso PDT5

6